



## CAN-Bus Steering Wheel Control Interface

Vehicle Compatibility

- Volvo FH-Line (2008-)

Features Supported

-  Ignition
-  Illumination
-  Speed
-  Park Brake


## Steering Wheel Remote Control



Steering Wheel Key	Command
1	Volume +
2	Volume -
3	Track +
4	Track -
5	Pick Up Call
6	Hang Up Call

Functions are vehicle dependent

## Cable Harness



Green = Park Brake  
Pink = Speed

# OEM Radio Removal



**Tools**

Universal Release Keys

## Setting the dipswitches

### Radio



Set the corresponding dipswitches as per the below table

DIP switches	1	2	3	4
– Audiovox	0	0	0	0
– Blaupunkt	1	0	0	0
– Alpine	0	1	0	0
– Kenwood	1	1	0	0
– JVC	0	0	1	0
– Blaupunkt II <sup>*1)</sup>	1	0	1	0
– Clarion	0	1	1	0
– Macrom	1	1	1	0
– Zenec	0	0	0	1
– Eclipse	1	0	0	1
– Zenec II <sup>*2)</sup>	0	1	0	1
– Axion II	1	1	0	1
– Grundig/Axion <sup>*3)</sup>	0	0	1	1
– Sony	1	0	1	1
– Pioneer	0	1	1	1
– Becker	1	1	1	1



Colour	Description
Green	CAN-Bus Active
Yellow	Ignition Output enabled

<sup>\*1)</sup> For all Blaupunkt radio devices of group 2

<sup>\*2)</sup> For Zenec ZE-NC514 only

<sup>\*3)</sup> For Axion radios of group 1 and Grundig radios

#	Vehicle	DIP 5 – 8 1 ≙ ON 0 ≙ OFF			
		5	6	7	8
1	- Volvo FH-Line <i>Function Output 8: Parking Brake</i>	1	0	0	0

