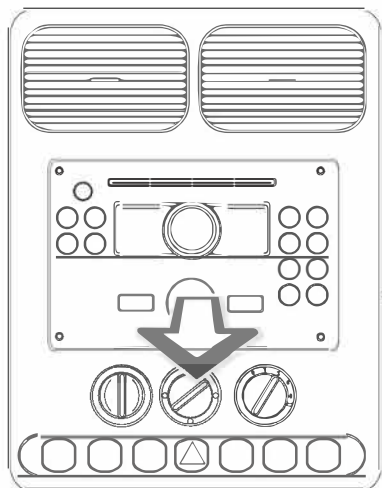


Installation Guide

Part No: **CHNI2C**

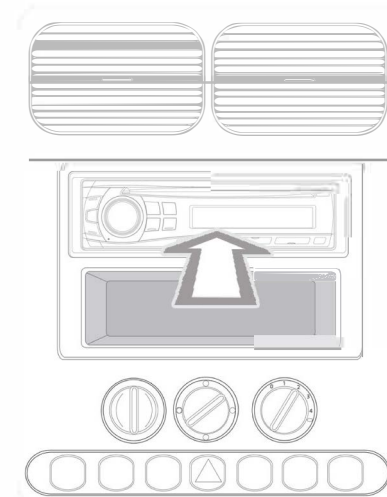
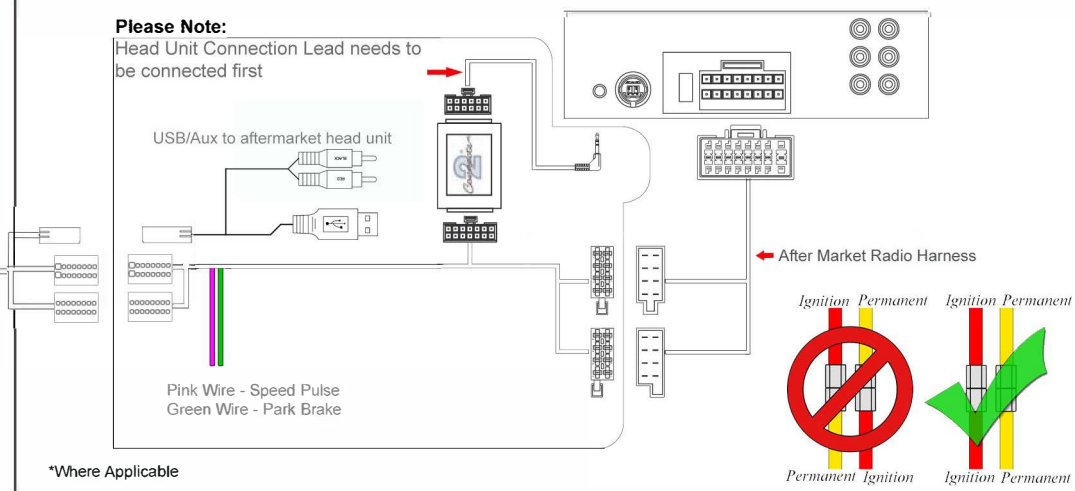
Nissan CAN-Bus Steering Wheel Control Interface

powered by



Please Note:

Head Unit Connection Lead needs to be connected first



Steering Wheel Control Functions

Vehicle Compatibility:

For Vehicle Compatibility visit <https://aerpro.com/CHNI2C>



Setting Vehicle Time

Press and hold 'Enter' for 8 seconds. Use 'Track -' to change hours and 'Track +' to change minutes. Short press enter to set the time, or press and hold 'Enter' to exit the menu without saving changes.

* Note All Dates are guide lines only as specifications of vehicles change