

Installation Guide

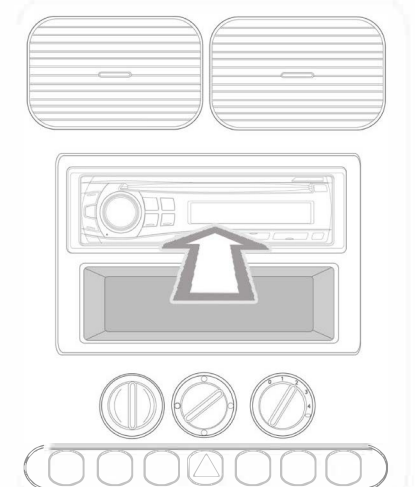
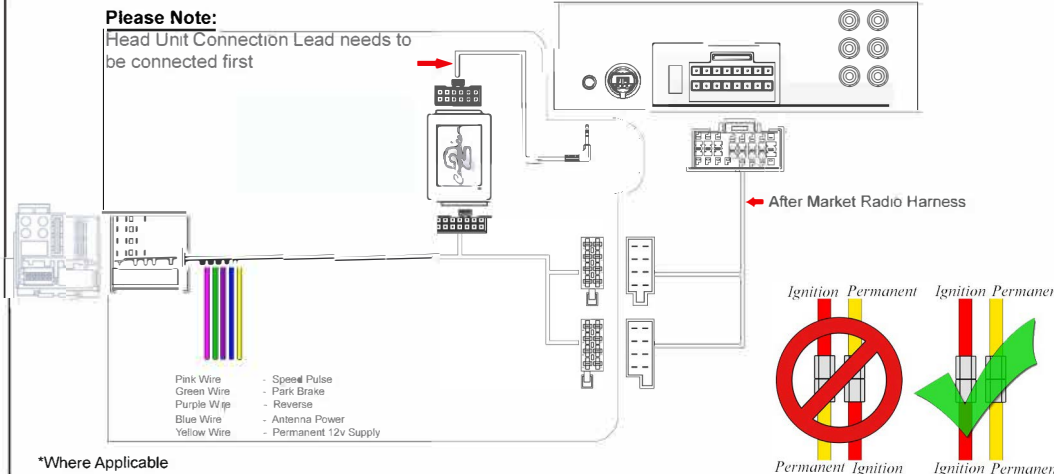
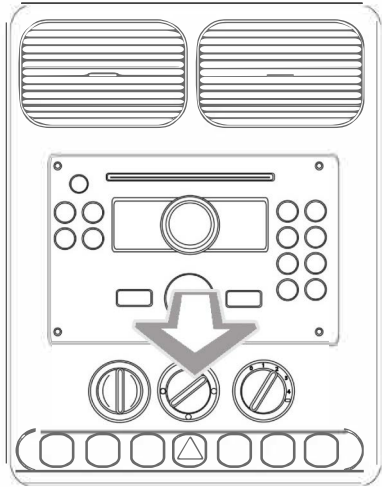
Part No: **CHMC9C**

Mercedes Can-Bus Steering Wheel Control Interface

powered by

Aerpro
First Choice

Connects
2



Vehicle Compatibility:

For Vehicle
Compatibility visit
[https://aerpro.com/
CHMC9C](https://aerpro.com/CHMC9C)

Steering Wheel Control Functions



Setting the Time:

1. Press and hold OK to enter time setting mode.
2. Press Vol+/Vol- to change the hours.
3. Press OK to switch to minutes.
4. Press Vol+/- to change the minutes.
5. Press and hold OK to exit time setting mode.